

# Binding Factsheet

## FOUR THINGS YOU NEED TO KNOW ABOUT BINDING

Binding refers to how we bring together the pages of a booklet or book. At Rawson Print & Packaging, we use several techniques during the print process, with different binding more suitable for specific projects. Here's what you need to know for your next binding project:

### YOUR BUDGET MAY IMPACT YOUR SELECTION

1



Some binding is more expensive, and like anything, you get what you pay for. For your premium projects, you should explore lay flat, case binding or perfect binding (also known as PUR). At the other end of the scale, more budget-friendly options include wiro binding, pad binding and saddle stitch. Some other options populate the middle ground. See the visuals below.

### SOME METHODS WORK BETTER DEPENDING ON THICKNESS

2



How thick a book is can drive the type of binding we use. This is because some methods are more durable and can handle the extra weight associated with more pages - such as wiro bound, inter-screwed and case bound. Likewise, for thinner booklets, the heavy duty binding is not appropriate. View the different styles below.

### YOUR PROJECT'S SCALE MAY DETERMINE THE METHOD

3




If you only need a small run of books for your print project, binding methods that involve manual labour or low setup costs work well (such as pad binding, saddle sewn, over-sewn, and inter-screw). For larger, machine-process runs, a certain quantity warrants the set up and process.



### THE DIFFERENT TYPES OF STANDARD BINDING


4

# Binding Types



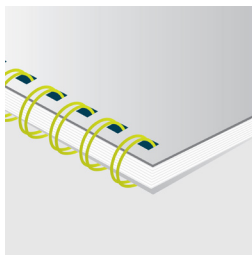
## PAD BINDING

Simple and low-priced binding method, pad binding is traditionally used to deliver easy to tear pages. It's ideal for products with a short life span. The spine is covered and can be incorporated in design.



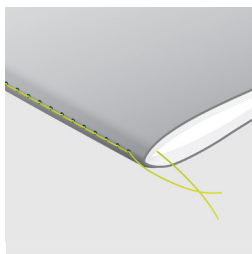
## STAPLE BINDING

Stapled binding is a low budget, large volume option where two staples are added to the fold of the printed piece. Shelf life is short.




## WIRO BINDING

Used for notebooks, calendars, and manuals, this method involves punching holes along the spine edge of the pages and inserting a wire coil through the holes, which is then crimped to secure the pages. Professional and durable finish, it allows for easy opening and lay-flat reading.



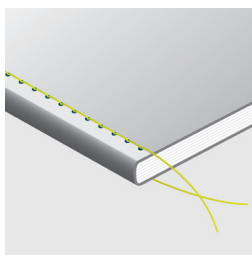
## SADDLE STITCH BINDING

Popular method for brochures, magazines, booklets and catalogs. This method involves folding the pages in half and stapling them along the spine. Saddle stitching is cost-effective and suitable for smaller page counts.




## INTER-SCREW BINDING

This versatile binding method uses durable screws - either one to allow movement in the document, or multiple for a sturdier solution that's suitable for large documents. Great for presentations and portfolios, there are different type of screws to choose from.




## OVER-SEWN BINDING

This aesthetic binding method uses a machine to sew along the spine of a book for a durable and quality finish. It's versatile and suits multiple projects. There are two options to choose from; one where the spine is exposed, or where the cover wraps around the spine of the book.




### PERFECT (PUR) BINDING

Used for softcover books, manuals, and catalogs. This method involves gluing the pages together at the spine edge with a strong adhesive. An excellent choice for materials with a higher page count, as it provides durability and allows for printing on the spine edge.




### LAY FLAT BINDING

A high quality method for books and publications, lay flat binding differs from PUR binding by allowing the paper to open and lay flat. This means images and text flow across two pages. It uses cold glue along the spine, with the cover adhered either side.




### CASE BINDING

A binding method used for hardcover books. This method involves sewing or gluing the pages together, attaching them to a spine strip, and covering the book with a hardcover. Highly durable with a long lifespan, it's a great option for books with high-quality paper and finishing.



### CANADIAN WIRO BINDING

Canadian wiro binding is the same style of binding to wiro binding however the cover wraps around the wire hiding it from sight.



### HINGED RING BINDING

As the image indicates, hinged ring binding uses two or more rings to bind associated loose papers together. It is durable and allows for pages to be viewed flat with no impact on the margins.

Choosing the right print binding method for your project is crucial to achieving a professional and durable finish. We advise consulting with us to determine the best binding method for your specific needs based on the quantity of pages, purpose, durability, and frequency of use of the printed materials.